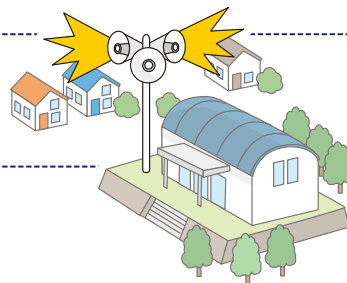


Disaster Prevention Administrative Radio / Disaster Prevention Information Email, etc.

Digital disaster prevention administrative Radio (broadcast system)

In a disaster, outdoor loudspeaker stations installed in 66 locations throughout the city will simultaneously broadcast disaster and evacuation information.



Advance registration is required for the Kizugawa City disaster prevention information emails and its official LINE account

Disaster prevention information and announcements made through the disaster prevention administrative radio are distributed by email. If you live, commute, or commute to school in the city, please register.

First configure your client to allow emails from kizugawa-city@raidan.ktaiwork.jp and then send an empty mail to bousai.kizugawa-city@raidan.ktaiwork.jp (QR code)* to begin the registration process.

Those who do not have a mobile phone and are unable to hear the disaster prevention administrative radio may call for automated voice recordings of the same information. Call the Kizugawa City Disaster Prevention Administrative Radio (Telephone Information: ☎0774-79-0395). The following website also provides access to the information.

URL: <http://kizugawa-city.site.ktaiwork.jp/>



City disaster prevention email QR code



Add Kizugawa City official LINE account as a friend

※QR code is a registered trademark of Denso Wave.

Disaster Information Phone Distribution/Fax Transmission

Through the disaster information phone/fax distribution services, the disaster prevention information issued in Kizugawa City is automatically converted and delivered to registered telephone numbers or home fax machines.

Distributed information

● In Kizugawa City

Issuance of weather warnings

Issuance of Warning Level 3: Evacuation of elderly and others

Issuance of Warning Level 4: Evacuation order

- Information on the opening of evacuation centers, etc.
- Other emergency information
- Civil protection information (missile attacks, large-scale terrorism, etc.): Fax only
- Earthquake information (seismic intensity information): Fax only

Registration method

Please fill out the designated application form with your address, name, telephone number, fax number, etc., and submit it to the Crisis Management Division.

Other

1. Application forms are available at the Crisis Management Division, Kamo Branch Office, and Yamashiro Branch Office.
 2. Registration will be completed in about one week after your application was received.
 3. On the Wednesday of the following week after registration is completed, an automated telephone call will be made to the telephone number entered on the application form to inform you that registration has been completed.
- ※There will be no notification of completion of registration for the fax transmission service.

※If you have a mobile phone or smartphone that can receive emails, please use the City Disaster Prevention Information Email.
 ※The automated voice message will be delivered from a telephone number (☎0570-095-999) that is not City Hall.

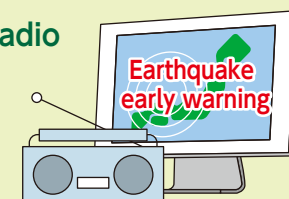
Earthquake Early Warning/Confirming Safety

Earthquake early warning system

Immediately after an earthquake occurs, this system forecasts the intensity and timing of tremors in each location and shares this information as quickly as possible. Earthquake early warnings arrive between a few seconds to tens of seconds before the strong tremors actually begin. You should use this small window of time to take action to protect yourself.

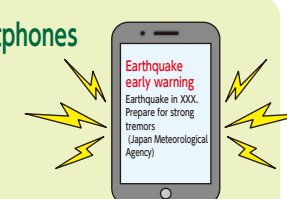
Television and radio

If you are watching TV or listening to the radio, a notification alert will be broadcast.



Mobile phones and smartphones

You will receive the earthquake early warning and an alarm will sound.



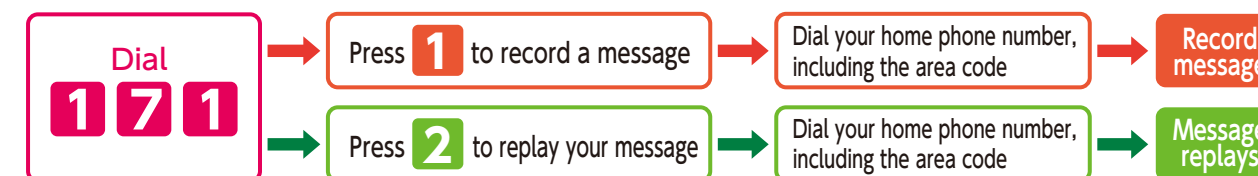
Note: Be aware that the earthquake early warning may not arrive before the tremors in areas close to the earthquake's hypocenter.

Confirming safety in a disaster

In the event of major disasters such as an earthquake with a seismic intensity of 6-lower or more, telephone companies provide a message service during the disaster to enable users to communicate and confirm the safety of loved ones.

Disaster Emergency Message Dial

Dial 171 and follow the recorded instructions to record and replay messages.



Disaster message board for mobile phones

There are **practice periods** for the above message service outside of times of disaster. Take advantage of this to practice using the service so you are ready in an actual disaster.

Practice periods

- 1st and 15th of every month
- Disaster Preparedness Week (Aug 30th to Sept 5th)
- Disaster Preparedness and Volunteer Week (Jan 15th to Jan 21st)
- Jan 1st to Jan 3rd

How to register a message

Mobile phone company top page
 ➔Select Register
 ➔Enter message

Disaster message board
 Only persons in the disaster area can register information.
 Register
 Confirm
 Delete

Register on message board
 ▼Text (up to 100 characters)
 I'll be back tomorrow.
 Register

Message is registered.
 Send to pre-registered email addresses?
 Send

How to check a message

Mobile phone company top page
 ➔Select Check
 ➔Enter the person's mobile phone number to check their message.

Disaster message board
 Only persons in the disaster area can register information.
 Register
 Confirm
 Delete

Check message board
 Enter the person's mobile phone number then press the search button.
 Search

Check message board
 2017.1.17 23:43
 I'm fine.
 I'll be back tomorrow.